

## ENDOSCOPE CLEANING GUIDE

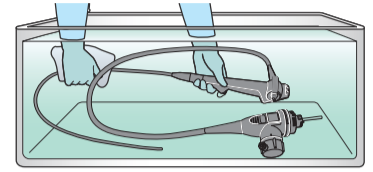
EVIS EUS ULTRASOUND BRONCHOFIBERVIDEOSCOPE OLYMPUS BF-UC190F/290F

### WARNING



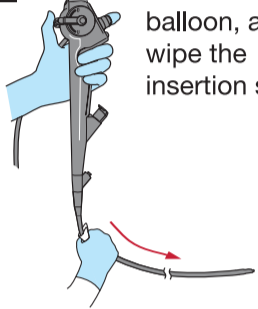
This workflow is **a summary** of the cleaning steps necessary to properly reprocess your BF-UC190F/290F and does not include disinfecting/sterilizing steps. Follow the detailed steps instructed in the latest **ENDOSCOPE REPROCESSING MANUAL** for BF-UC190F/290F.

All steps of manual cleaning for endoscope are done in detergent solution or water completely, except for flushing with air and drying the external surfaces at the end of cleaning.

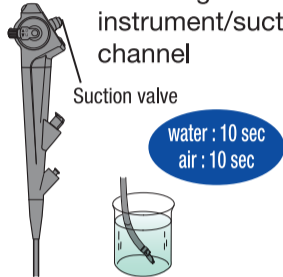


### Pre-cleaning at Bedside

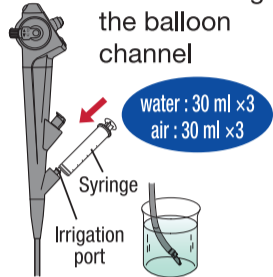
**1** Remove the balloon, and wipe the insertion section



**2** Aspirate water and air through the instrument/suction channel

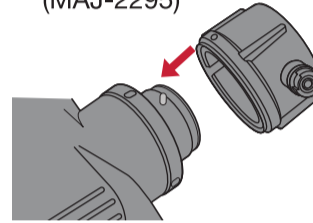


Flush water and air through the balloon channel

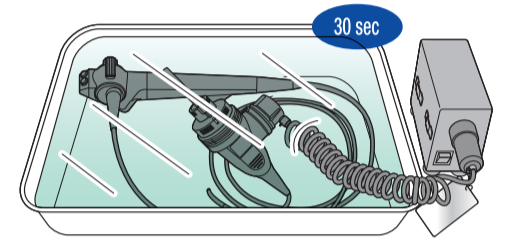


### Leakage Testing

**3** Detach the suction and biopsy valve, and attach the US connector cap (MAJ-2295)



**4** Confirm that air bubbles do not emerge from endoscope



### Manual Cleaning

Prepare the following brushes

Cleaning brush

BW-411B or BW-15B

BW-400B or BW-7B

Channel opening cleaning brush

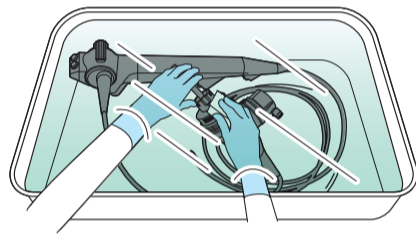
BW-411B or MH-507

BW-411B or MH-507

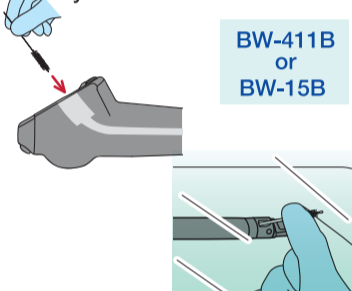
BW-411B or MH-507

BW-411B or MH-507

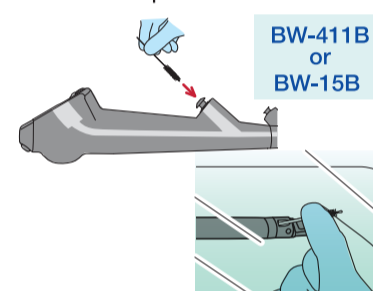
**5** Thoroughly wipe all external surfaces in the detergent solution



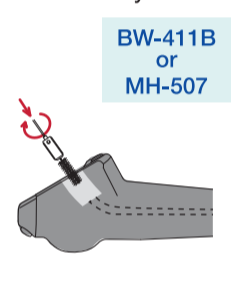
**6** Brush from the suction cylinder to the distal end



**7** Brush from the instrument channel port to the distal end

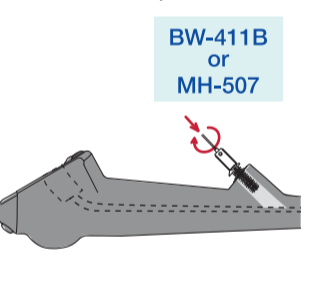


**8** Brush the suction cylinder

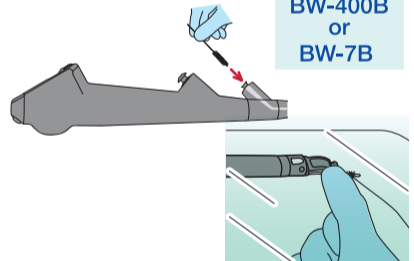


### Manual Cleaning

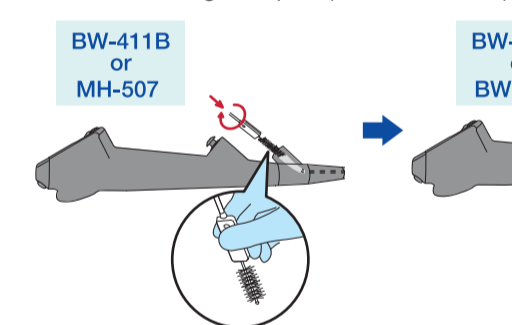
**9** Brush the instrument channel port



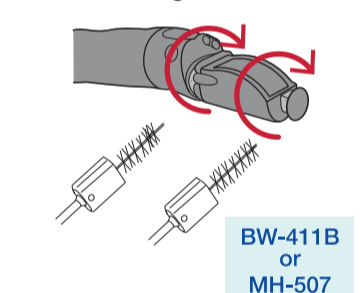
**10** Brush from the irrigation port (balloon channel) to the distal end



**11** Brush the irrigation port (balloon channel)

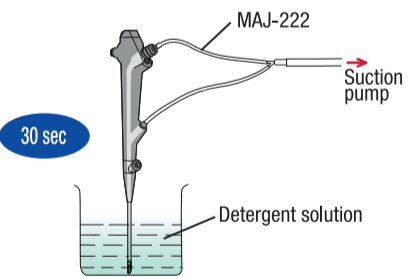


**12** Brush the balloon grooves

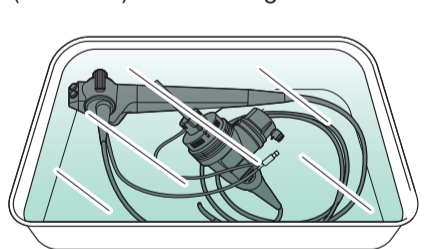


### Manual Cleaning

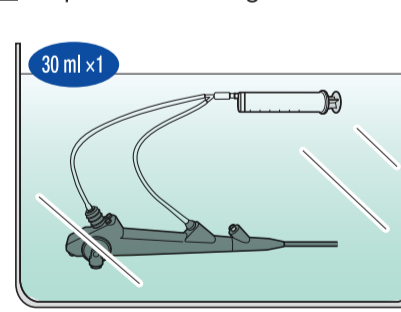
**13** Aspirate the detergent solution (with attaching MAJ-222)



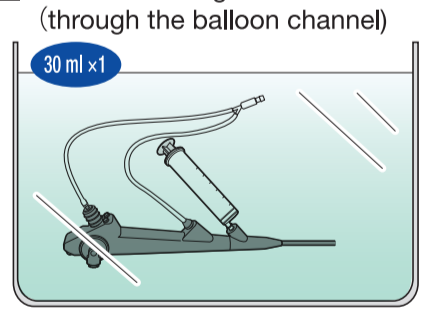
**14** Completely immerse the endoscope and the suction cleaning adapter (MAJ-222) in the detergent solution



**15** Aspirate the detergent solution




**16** Flush the detergent solution (through the balloon channel)



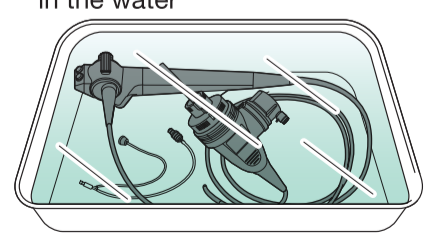
### Manual Cleaning

**17** Wipe all external surfaces and leave in the detergent solution

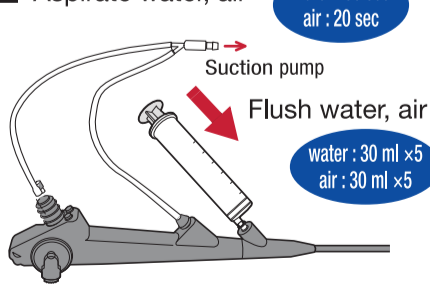


### Rinsing

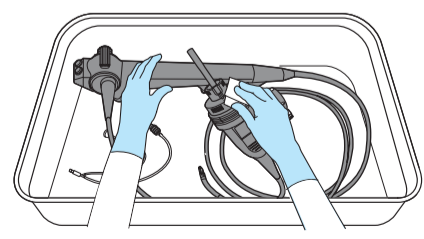
**18** Completely immerse and gently rinse the endoscope and MAJ-222 in the water



**19** Aspirate water, air



**20** Dry the external surfaces by wiping with clean cloths



Manufactured by

**OLYMPUS MEDICAL SYSTEMS CORP.**  
2951 Ishikawa-cho, Hachioji-shi, Tokyo 192-8507, Japan  
Fax: (042)646-2429 Telephone: (042)642-2111

Distributed by

**OLYMPUS EUROPA SE & CO. KG**  
(Premises/Goods delivery) Wendenstrasse 14-18, 20097 Hamburg, Germany  
(Letters) Postfach 10 49 08, 20034 Hamburg, Germany  
Fax: (040)23773-4656 Telephone: (040)23773-0

**KEYMED (MEDICAL & INDUSTRIAL EQUIPMENT) LTD.**  
KeyMed House, Stock Road, Southend-on-Sea, Essex SS2 5QH, United Kingdom  
Fax: (01702)465677 Telephone: (01702)616333

**OLYMPUS MOSCOW LIMITED LIABILITY COMPANY**  
Elektrozavodskaya str. 27 bld.8, 107023 Moscow, Russia  
Fax: (7495-926-7072 Telephone: (7495-926-7077

**OLYMPUS AMERICA INC.**  
3500 Corporate Parkway, P.O. Box 610, Center Valley, PA 18034-0610, U.S.A.  
Fax: (484)896-7128 Telephone: (484)896-5000

**OLYMPUS LATIN AMERICA INC.**  
5301 Blue Lagoon Drive, Suite 290 Miami, FL 33126-2097, U.S.A.  
Fax: (305)261-4421 Telephone: (305)266-2332

**OLYMPUS (BEIJING) SALES & SERVICE CO., LTD.**  
A8F, Ping An International Financial Center, No. 1-3, Xinyuan South Road,  
Chaoyang District, Beijing, 100027 P.R.C.  
Fax: (86)10-5976-1299 Telephone: (86)10-5819-9000

**OLYMPUS AUSTRALIA PTY LTD**  
3 Acacia Place, Notting Hill, VIC 3168, Australia  
Fax: (03)9543-1350 Telephone: (03)9265-5400

**OLYMPUS SINGAPORE PTE LTD**  
438B Alexandra Road #03-07/12, Alexandra Technopark Bld B, Singapore 119968  
Fax: 6834-2438 Telephone: 6834-0010

**OLYMPUS KOREA CO., LTD.**  
2F-3F Majestor City Tower One, 12, Seocho-daero 38-gil, Seocho-gu, Seoul,  
06655, Korea  
Fax: (02)6255-3210 Telephone: 1544-3202