


## Cautionary Note to Reprocess Duodenovideoscope TJF-Q170V with ENDOSCOPE REPROCESSOR OER-Pro/OER-AW



**WARNING** This cautionary note is only a summary of the steps necessary to properly reprocess TJF-Q170V. Be sure to follow the detailed steps outlined in the latest OPERATIONAL MANUAL that is included with your OER-Pro/OER-AW.

### 1 Using CONNECTING TUBE MAJ-2358

Be sure to reprocess TJF-Q170V with **CONNECTING TUBE MAJ-2358** in OER-Pro/OER-AW.



### 2 Reprocessing individually (NOT together with any other endoscope)

When reprocessing TJF-Q170V, be sure to reprocess individually. (Please do not reprocess TJF-Q170V in combination with any other endoscope.)

## TJF-Q170V setup with MAJ-2358

### 01

Raise the connecting lever



### 02

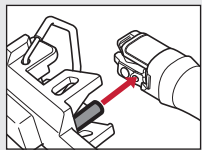
Instrument channel outlet

Lower the forceps elevator

Nozzle



Insert the endoscope distal end by aligning the nozzle of the endoscope side connector into the instrument channel outlet of the endoscope



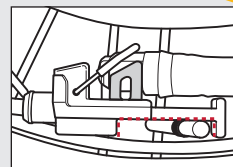
### 03

Lower the connecting lever to secure the distal end of the endoscope



### 04

Set the distal end in the reprocessing basin while the groove of the endoscope side connector is attached to the pin on the proximal side of the retaining rack




### 05

Connect the connecting tube with auxiliary water/elevator wire channel connector (yellow connector)



### 06

Gently push the endoscope distal end to ensure the nozzle of the endoscope side connector is in contact with the instrument channel outlet of the endoscope



Wrap MAJ-2358 (yellow dotted line) outside of the pins (red circle) of the retaining rack.

\* There are some versions of OER-Pro/OER-AW IFU that instruct to raise the forceps elevator to an angle of approximately 45° when reprocessing endoscope which has a forceps elevator in OER-Pro/OER-AW. However, be sure to lower the forceps elevator when reprocessing the endoscope with the MAJ-2358 in OER-Pro/OER-AW.

Manufactured by

**OLYMPUS MEDICAL SYSTEMS CORP.**  
2951 Ishikawa-cho, Hachioji-shi, Tokyo 192-8507, Japan Fax: (042)646-2429 Telephone: (042)642-2111

Distributed by

**OLYMPUS EUROPA SE & CO. KG**  
(Premises/Goods delivery) Wendenstrasse 14-18, 20097 Hamburg, Germany  
(Letters) Postfach 10 49 08, 20034 Hamburg, Germany  
Fax: (040)23773-4656 Telephone: (040)23773-0

**KEYMED (MEDICAL & INDUSTRIAL EQUIPMENT) LTD.**  
KeyMed House, Stock Road, Southend-on-Sea, Essex SS2 5QH, United Kingdom  
Fax: (01702)465677 Telephone: (01702)616333

**OLYMPUS MOSCOW LIMITED LIABILITY COMPANY**  
Elektrozavodskaya str. 27 bld.8, 107023 Moscow, Russia  
Fax: (7)495-926-7072 Telephone: (7)495-926-7077

**OLYMPUS AMERICA INC.**  
3500 Corporate Parkway, P.O. Box 610, Center Valley, PA 18034-0610, U.S.A.  
Fax: (484)896-7128 Telephone: (484)896-5000

**OLYMPUS LATIN AMERICA, INC.**  
5301 Blue Lagoon Drive, Suite 290 Miami, FL 33126-2097, U.S.A.  
Fax: (305)261-4421 Telephone: (305)266-2332

**OLYMPUS (BEIJING) SALES & SERVICE CO., LTD.**  
A8F, Ping An International Financial Center, No. 1-3, Xinyuan South Road,  
Chaoyang District, Beijing, 100027 P.R.C.  
Fax: (86)10-5976-1299 Telephone: (86)10-5819-9000

**OLYMPUS AUSTRALIA PTY LTD**  
3 Acacia Place, Notting Hill, VIC 3168, Australia  
Fax: (03)9543-1350 Telephone: (03)9265-5400

**OLYMPUS SINGAPORE PTE LTD**  
438B Alexandra Road #03-07/12, Alexandra Technopark Blk B, Singapore 119968  
Fax: 6834-2438 Telephone: 6834-0010

**OLYMPUS KOREA CO., LTD.**  
2F-3F Majestor City Tower One, 12, Seocho-daero 38-gil, Seocho-gu, Seoul,  
06655, Korea  
Fax: (02)6255-3210 Telephone: 1544-3202