



True to Patient Care

Focused on Infection Prevention. Together.



“Great visualization is the hallmark of any endoscope. Olympus has spent more than 65 years perfecting ours to help physicians see the most minute details. We strive to balance that quality and precision with even higher levels of safety, effectiveness and value, in the form of repair, service and training options that keep the benefits of minimally invasive procedures foundational to their facilities.”

— Randy Clark, President of Medical Systems Group, Olympus America, Inc.

Nothing is More Important Than the Health and Safety of Your Patients

Nothing is more important than the health and safety of your patients. With this in mind, Olympus strives to stay true to patient care by continually working to help you meet and improve your standards of care in endoscopy.

Knowing that infection prevention presents its own set of challenges, Olympus is committed to ensuring that you have access to trusted products, establishing partnerships with industry societies that seek to enhance product safety, and providing education and support that empowers your people to perform at their very best.



Trusted
Products



Partners in
Prevention



People
Empowered



Olympus' commitment to patient safety is evident in every aspect of our approach to product development, process refinement, and customer empowerment. We are dedicating vast resources to enhance product performance, optimize reprocessing protocols, and maximize our service programs.

We are working every day to strengthen our relationships with research partners and industry organizations focused on your clinical needs. And we are investing heavily in the most important component in the endoscopic workflow—people—as we provide our customers with the training and tools they need to maximize their infection prevention efforts.

Trusted Products

Infection Prevention Technologies

Olympus is always looking for ways to improve our next generation of products. As new endoscopic technologies are developed and these products continue to advance, so does the need to maintain and improve the efficacy of our infection prevention protocols and our reprocessing systems.

While Olympus offers best-in-class scopes that deliver superb visualization and image quality, we also understand that infection prevention is a critical part of patient care.

From automated scope reprocessing to leak detection, from drying and storage to secure, damage-free transport, Olympus is setting new standards in infection prevention while simplifying reprocessing and maximizing efficiency. We also offer a reprocessing documentation and asset management system that helps you make more informed workflow decisions—one more way we help you get the most from your investment in Olympus technology.



Today's Standards for Infection Prevention

As Olympus continues to set new standards in endoscopy, we never lose sight of the importance of infection prevention. Our goal is to deliver today's most technologically advanced imaging and therapeutic equipment while maximizing operational workflow and helping reduce the risk of infection.

This unified approach to patient care and safety ensures that you get the most from your endoscopic equipment.



Your goal is to provide the highest standard of care for your patients. Your Olympus team is committed to providing you with the endoscopic devices and the capability to care for them to ensure your lab is patient ready.

Setting New Standards for Infection Prevention

SCOPE TRACKING

Unifia Scope Tracking Software

Designed to give healthcare providers greater visibility and operational awareness, Unifia is a GI- and respiratory-focused software platform that streamlines scope reprocessing documentation, workflow, and asset management. Collecting and connecting information is simple and easy—Unifia lets you quickly scan and track data from reprocessing systems, leak testers, and storage cabinets.¹

ENDOSCOPE DRYING CABINET

ChanIDry™ Endoscope Drying Cabinet

Drying is a crucial step in infection prevention. Delivering continuous airflow through and around endoscopes, ChanIDry drying cabinets complete the reprocessing cycle by providing a secure drying and storage environment. ChanIDry meets AORN, CDC, SGNA, and AAMI standards for the drying of endoscopes.²

PROTECTED TRANSPORT AFTER REPROCESSING

Endo SafeStack™ Transport Cart

This rigid, covered system allows transport of reprocessed endoscopes with limited exposure to environmental contaminants.³

PROTECH Flexible Endoscope Tip Protector

The PROTECH distal tip protector provides a protective barrier around endoscope tips during transport and storage, while also helping to identify scope reprocessing status.⁴

AUTOMATED ENDOSCOPE REPROCESSING

OER-Elite and OER-Mini

The OER family of reprocessing systems provides high-level disinfection for Olympus endoscopes. Floor-standing models feature ultrasonic cleaning, and an RFID management system that automatically records scope serial and model numbers, operator ID, and time of reprocessing, reducing the possibility of human error.⁵

Reprocessing Chemicals

Olympus reprocessing chemicals are dedicated for use in Olympus OERs, and validated for use with Olympus endoscope materials.⁶

MANUAL CLEANING

Olympus Cleaning Brushes

The single-use Olympus brushes incorporate two different brushes on one sheath: a channel-cleaning brush and a channel-opening brush. Stiffer, thicker bristles ensure optimal contact quality with the inside surface of the endoscope channel, and a flexible but kink-resistant plastic sheath allows for an improved cleaning process.⁷

PROTECTED TRANSPORT TO PROCEDURE

Endo SafeStack Transport System

With Endo SafeStack, a color-coded liner enables single-glance identification of clean and dirty scopes. The green liner in the three-part, sterilized, disposable liner system mitigates the risk of cross-contamination, signaling the endoscope is patient ready.³

PROTECH Flexible Endoscope Tip Protector

The PROTECH Flexible Endoscope Tip Protector design allows continuous airflow and enables safe channel drying without moisture build-up and helps prevent re-use on subsequent endoscopes through a unique “clean/dirty tab” feature.⁴

PROCEDURE

EVIS EXERA III Endoscopy System

A universal endoscopic imaging platform, the EVIS EXERA III system helps facilitate accurate diagnosis and treatment, simplify setup and reprocessing, improve workflow, and link patient and department data.⁸

Guardian Endoscope Single-use Valve Set

Designed for functionality and efficiency, the Guardian valve set offers a single-use, disposable solution to satisfy valve tracking and traceability requirements.⁹

TJF-Q190V Duodenoscope

In addition to enhanced therapeutic maneuverability with High Force Transmission, the TJF-Q190V features a disposable distal cover and a distal end flushing adapter designed to enable more consistent reprocessing.¹⁰

Hybrid Tubing

Single-day combination tubing allowing for all input of air or CO2 and water through the scope and through the jet function.¹¹

PROCEDURE KITS

Procedure Kits contain the necessary components to begin cleaning the scope after the procedure, helping to prevent soil from drying on scope surfaces and removing gross contaminants, including synthetic lipids.¹²

DAMAGE-FREE TRANSPORT AFTER PROCEDURE

Endo SafeStack Transport Cart

The Endo SafeStack transport system provides a secure method of movement for your endoscopic devices. A red liner system clearly identifies a contaminated endoscope in need of reprocessing.³


PROTECH Flexible Endoscope Tip Protector

The unique “clean/dirty tab” feature helps prevent re-use on subsequent endoscopes.⁴

LEAK TESTING

ALT-Pro Automated Endoscope Leak Tester

A compact, dry leak tester, the ALT-Pro quickly and precisely detects endoscope leaks, helping avoid cross-contamination and costly endoscope repairs.¹³



We Are Partners in Infection Prevention

As Olympus strives to advance the art of minimally invasive endoscopic procedures, we continue to focus on new ways of delivering a comprehensive system of products and services that enhance safety, usage and maintenance.

We are committed to making substantial ongoing investments in the development of effective infection prevention strategies that enhance product usage, maintenance and standards of care.



Carefully selected groups of partners help us establish and maintain safety processes focused on infection prevention. We know that effective infection prevention is not something we can do alone, and the organizations we partner with are as important to the safety of your patients as the products and processes that you know and trust. Collaboration is key to successful infection prevention.



Our own internal R&D efforts make up additional invaluable infection prevention partnerships. From initial product concept through testing and into product launch, infection prevention is a clear objective throughout the Olympus R&D process.

People Empowered

Committed to Research and Development

Olympus proudly allocates up to 15% of our annual global R&D resources to focus on improving the safety of our endoscopes. To provide a better understanding of market needs and the ability to explore solutions that serve those markets, we also established comprehensive project teams sourced from Olympus departments and subsidiaries around the world. These resources are used internally and externally to improve and validate the capability of the tools in your hands.¹⁴



RESEARCH INVESTMENT

To put even more scientific-based information behind our reprocessing protocols, we have invested \$40 million in a verification and validation R&D testing facility dedicated to advancing the science of infection prevention.

A state-of-the-art resource, this new facility allows us to validate the effectiveness, efficiency, and workability of reprocessing solutions; test devices, chemicals and equipment on a daily basis; and continually evaluate and refine our reprocessing protocols to ensure ease of use and proper ongoing application.¹⁴

OLYMPUS

As we work to stay on the leading edge of endoscopic technology, Olympus partners with educational institutions, research facilities, and government organizations around the world, taking full advantage of today's newest advances in imaging, analysis, maintenance and reprocessing. We also continue to make substantial investments in our R&D resources, ensuring and enhancing the performance and safety of all products and processes within the endoscopy suite.



DEVELOPING COLLABORATIONS

Another important aspect of Olympus' commitment to collaboration is our ongoing partnerships with the industry's leading medical societies. These relationships also allow us to provide our customers with access to GI benchmarking, current safety standards, and timely industry information related to the products and processes you use most. The more informed we are, the more informed you are.

OLYMPUS

People Empowered Committed to Collaboration

Working with these groups, we are able to align with today's latest society guidelines and work together to develop new infection prevention protocols



ASGE

AMERICAN SOCIETY FOR GASTROINTESTINAL ENDOSCOPY

Since 2015, Olympus has approved grants totaling more than \$790,000 in direct financial support and more than \$1.8 million in product loans and disposables for programs focused on product loans and disposables for programs focused on endoscope reprocessing. This included a \$400,000 grant to ASGE for the study of duodenoscope infection control and associated research.¹⁵

SGNA

SOCIETY OF GASTROENTEROLOGY NURSES AND ASSOCIATES

Olympus is proud to support SGNA in their objectives to train and educate endoscopy nurses and technicians. In doing so, we collaborate closely with SGNA personnel on industry and society topics of interest and key areas of focus for healthcare providers, specifically within the area of infection prevention.

APIC

ASSOCIATION OF PROFESSIONALS IN INFECTION CONTROL AND EPIDEMIOLOGY

APIC is the leading professional association for infection preventionists. Olympus participates in the annual APIC congress, offering in-booth, credit-bearing continuing education courses on infection prevention.



AAMI

ASSOCIATION FOR THE ADVANCEMENT OF MEDICAL INSTRUMENTATION

A major advocate for advancements in infection prevention and sterile processing, AAMI is a primary source of consensus standards and guidance for these areas. Olympus is an industry representative within AAMI's Endoscope Reprocessing Working Group, as well as other related interest areas such as sterilization and washer/disinfector and water quality, helping to develop and update guidelines related to scope reprocessing.

CBSPD

CERTIFICATION BOARD FOR STERILE PROCESSING AND DISTRIBUTION

An independent international certification board, CBSPD encourages excellence in endoscope preparation, cleaning, disinfection and sterilization, with a strong focus on patient safety. In partnering with CBSPD, Olympus works to develop curriculum related to the Flexible Endoscope Reprocessor (GI Scope) Certification Exam for CFER certification.

CBE

CENTER FOR BIOFILM ENGINEERING

A world leader in biofilm research, the CBE at Montana State University is made up of multidisciplinary research teams working to find solutions to biofilm issues within a number of medical fields including gastroenterology and endoscopy. In working with CBE, Olympus provides dedicated support toward advancements in the effective identification and treatment of biofilms.

Helping You Do More

You depend on Olympus to deliver the tools, services, and information you need to provide the highest levels of quality and safety in patient care. To make sure that you have access to today’s newest advances in infection prevention, and remain empowered to make the most of them, we offer customized education and training programs, comprehensive service and repair programs, a wide-ranging support network, and the power of cutting-edge workflow connectivity.



OLYMPUS CONTINUUM

MEDICAL EXPERT TRAINING

Web: www.olympuscontinuum.com

Olympus Continuum is a comprehensive platform of educational programs and training experiences designed to help healthcare professionals broaden their clinical expertise and enhance their procedural skills.

The courses, classes, programs, events, and resources within Olympus Continuum are designed to help physicians, surgeons, nurses, techs, and biomedics perform at their best and deliver the highest levels of patient care and safety.

Olympus Continuum speaks to the “continuum of learning” delivered by this unique educational experience. It also refers to the “continuum of care” that Olympus supports every day with new technologies, product advances, and service support.



OLYMPUS MEDICAL EDUCATION

Phone: 800-231-0016 Web: olympuscontinuum.com

From 2016 to 2018 Olympus trained over 6,800 HCPs on topics relating to infection prevention. Every year, Olympus Medical Education offers courses on subjects such as infection control, reducing the risk of cross-contamination related to reprocessing, repair reduction and best practices in the GI lab.

Live courses, webinars and certificate courses are offered throughout the United States, with face-to-face courses focused specifically on infection prevention in endoscopy. All courses are facilitated by qualified Olympus employees, and attendees earn continuing education credits.



OLYMPUS SERVICE

Phone: 800-401-1075 Web: medical.olympusamerica.com/service

Olympus Service is uniquely positioned to help healthcare providers protect their investment in the industry’s best endoscope technology by extending the useful life of their endoscopes, maximizing procedural uptime, and enhancing clinical performance. By keeping all repairs with Olympus Service, you can be assured that repairs are regulated, and that all subsequent reprocessing is officially validated.

The benefits of Olympus Service don’t stop with equipment repair—our committed team of highly trained support specialists provides ongoing customer training, live technical support, a worry-free loaner system and a variety of education programs. Olympus Service support empowers you to do more.



ONGOING SUPPORT

Web: medical.olympusamerica.com

To ensure that you are in tune with the newest innovations in infection prevention, Olympus provides you with access to the latest society guidelines and safety standards, and direct reprocessing instruction and assistance. We also share up-to-the-minute industry information, provide real-time alerts related to advances in infection prevention, and regularly publish customer notifications and whitepapers on timely infection prevention topics.

Partners in Prevention

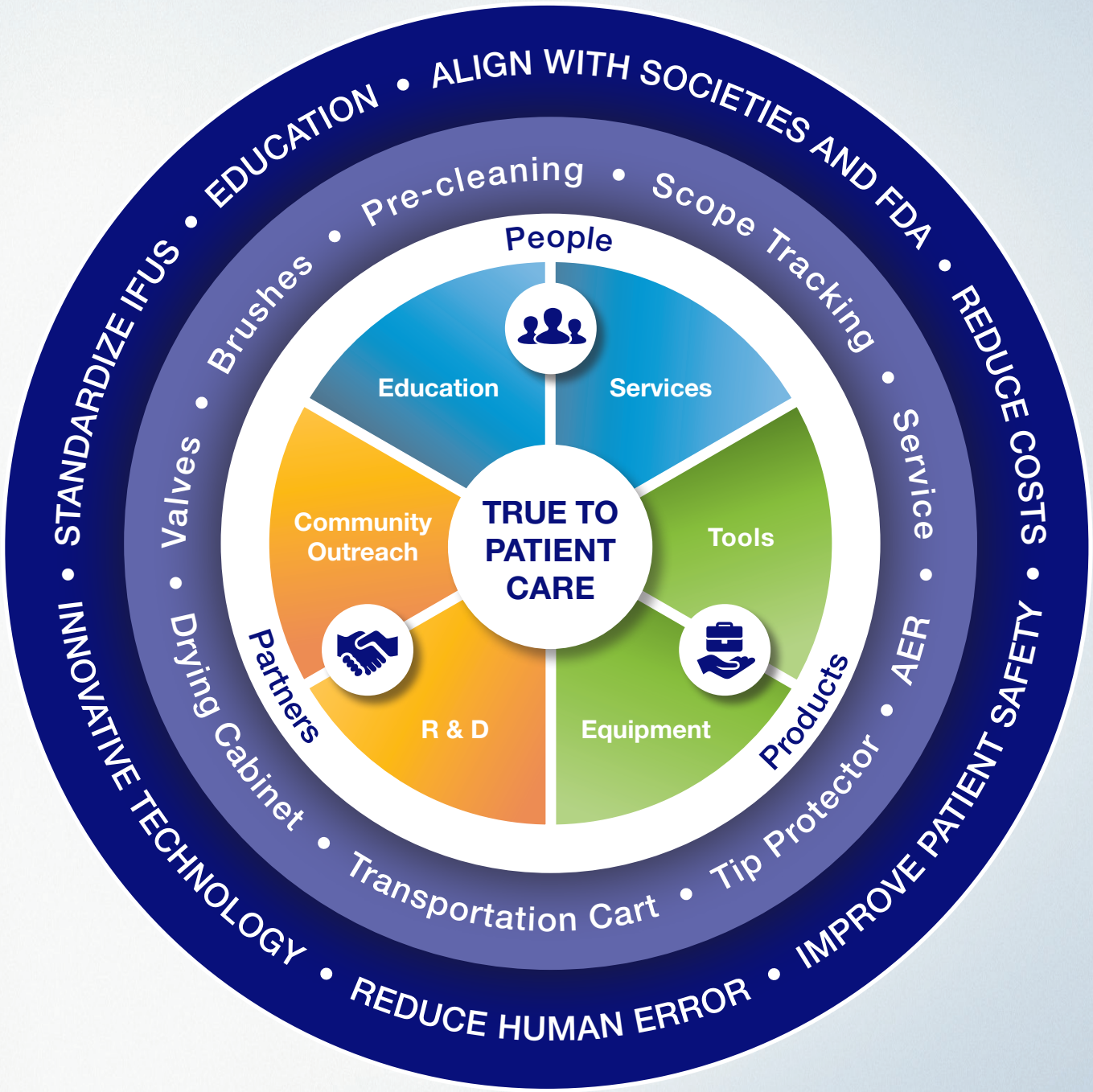
Creating Lasting Relationships

At Olympus, we know that every piece of equipment, every protocol, and every process is only as effective as the individuals who ultimately put our products and services to work. Part of our mission is empowering you to make the most of our products. Olympus provides prevention-focused training for all personnel within the endoscopic workflow.



We're also making substantial investments in reprocessing technology and human factor understanding, creating better ways to collaborate with healthcare providers in their pursuit of effective endoscope reprocessing and its positive impact on product usage, maintenance and standards of care.

We have a strong tradition of balancing innovative product solutions with a full spectrum of support and service, including direct reprocessing instruction and assistance, extensive repair programs and comprehensive service agreements. We also empower you to do more with your endoscopic equipment with a state-of-the-art workflow connectivity system.¹⁶



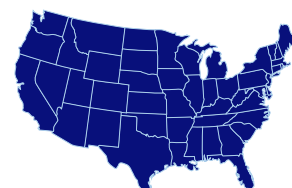
THANK YOU

Olympus takes great pride in our collaboration with customers, working closely with you to uncover opportunities, drive advancements, and elevate the way you use our products to deliver care to your patients. We thank you for working with us, and for giving us the opportunity to work with you.

Olympus is True to Patient Care



Olympus scopes are used to treat cancers and other diseases



51.5 Million gastrointestinal endoscopic procedures occur every year.¹⁷ 700,000 ERCPs are performed in the United States annually¹⁸

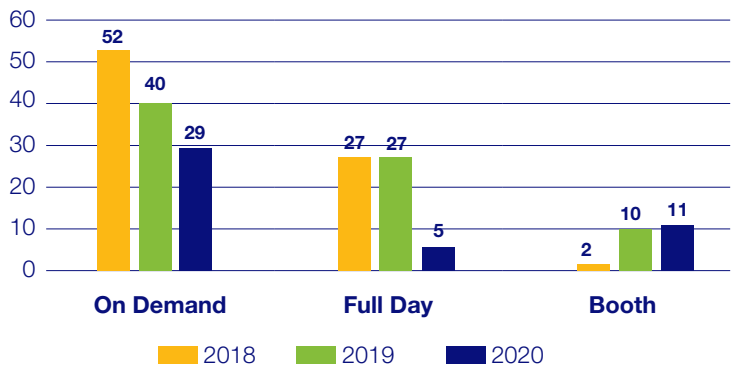


Olympus allocates **up to 15%** of our annual global R&D resources to focus on improving the safety of our endoscopes*

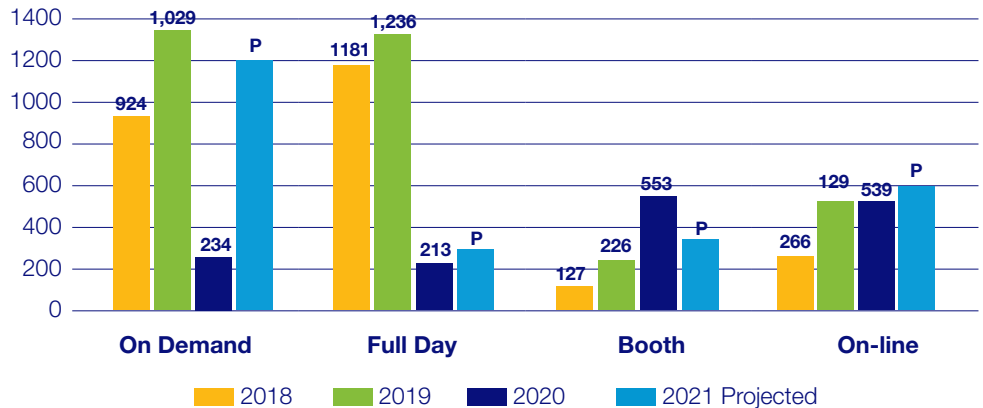
Since 2015, Olympus has provided more than \$2.5 million in support for ASGE initiatives that advance knowledge of the safe and effective use of endoscopes in gastroenterological procedures.

In the last three years, Olympus has executed **OVER 200** infection prevention courses

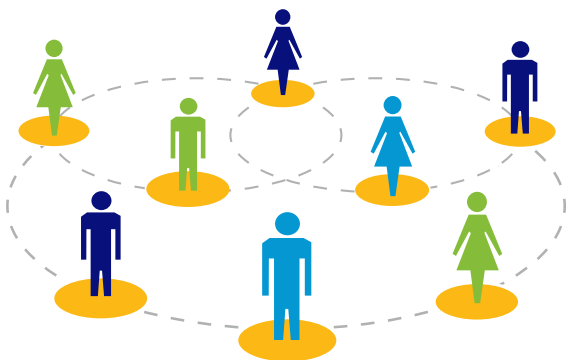
EXECUTED COURSES*



PROGRAM ATTENDEES*





Olympus has educated **OVER 6,400** medical professionals on infection prevention in the last three years



HERE TO HELP

- Endoscopy Account Managers
- Clinical Application Specialists
- Field Service Engineers
- Endoscopy Support Specialists
- Clinical Educators
- Clinical Endoscopy Specialists

Olympus offers **11 courses** about infection prevention online or live and 2 are worth continuing education credits



References

1. UNIFIA Product Brochure
2. ChanIDry Endoscope Drying Cabinet Brochure
3. Endo SafeStack Product Brochure
4. PROTECH Flexible Endoscope Tip Protector Brochure
5. OER-Elite Olympus Endoscope Reprocessor Brochure
6. Acecide-C-Elite IFU
7. BW-412T Brush Brochure
8. EVIS EXERA III Product Brochure
9. Guardian Endoscope Single-use Valve Set Brochure
10. TJF-Q190V Duodenoscope Brochure
11. Hybrid Tubing Brochure
12. Procedure Kits Product Brochure
13. ALT-Pro Automated Leak Tester Brochure
14. Data on File, OMSC Press Release
15. Data on File, Olympus Grants Committee
16. Data on File, Olympus Postmarket Surveillance Study
17. 75 Million Endoscopies Performed Annually According to iData Research Procedure Analysis. (2019, May 14). Retrieved from <https://idataresearch.com/75-million-endoscopies-performed-annually-according-to-idata-research-procedure-analysis/>
18. Côté, G. A., Singh, S., Bucksot, L. G., Lazzell-Pannell, L., Schmidt, S. E., Fogel, E., . . . Sherman, S. (2012). Association Between Volume of Endoscopic Retrograde Cholangiopancreatography at an Academic Medical Center and Use of Pancreatobiliary Therapy. *Clinical Gastroenterology and Hepatology*, 10(8), 920-924. doi:10.1016/j.cgh.2012.02.019

ChanIDry is a trademark of MASS Medical Storage.

Endo SafeStack is a trademark of Meditech.

* Data on file at Olympus.

Olympus is a registered trademark of Olympus Corporation, Olympus America Inc., and/or their affiliates. | Medical devices listed may not be available for sale in all countries.



OLYMPUS AMERICA INC.

3500 Corporate Parkway, PO Box 610, Center Valley, PA 18034

For more information, contact your Olympus sales representative, or call 800-848-9024.
www.medical.olympusamerica.com

©2021 Olympus America Inc. All rights reserved.
Printed in the USA OAICDS0821BRO42171